PREMIUM ROOF REPORT



ADDRESS

Table Of Contents

Page 1	Cover Page
Page 2	Drawing
Page 3	Edge & Facet Identification
Page 4	Area Diagram
Page 5	Length Diagram
Page 6	Pitch Diagram

Prepared on: November 17th, 2026

Prepared by: Bidlist
, US
tel:

⚠ MEASUREMENT DISCLAIMERS — PLEASE READ

Overhangs have been addressed and included in the measurements.

ROOFGRAF

This report was generated by
and subject to Roofgraf's terms of service.
Copyright Roofgraf Inc.

Drawing



SQ before waste	Predominant pitch	Facets	Chimneys	Skylights	Other Penetrations
36.73	5	18	1	0	0

		Waste Calculation Table					
Roof Facets	18	5%	10%	12%	15%	17%	20%
Area (sq.ft)	3673.00	3856.65	4040.30	4113.76	4223.95	4297.41	4407.60
Squares	36.73	38.57	40.40	41.14	42.24	42.97	44.08

This report is for estimation purposes only. Please make sure to verify all roof details, obstacles, slopes, dimensions prior to material ordering.

ROOFGRAF

This report was generated by
and subject to Roofgraf's terms of service.
Copyright Roofgraf Inc.

Edge & Facet Identification

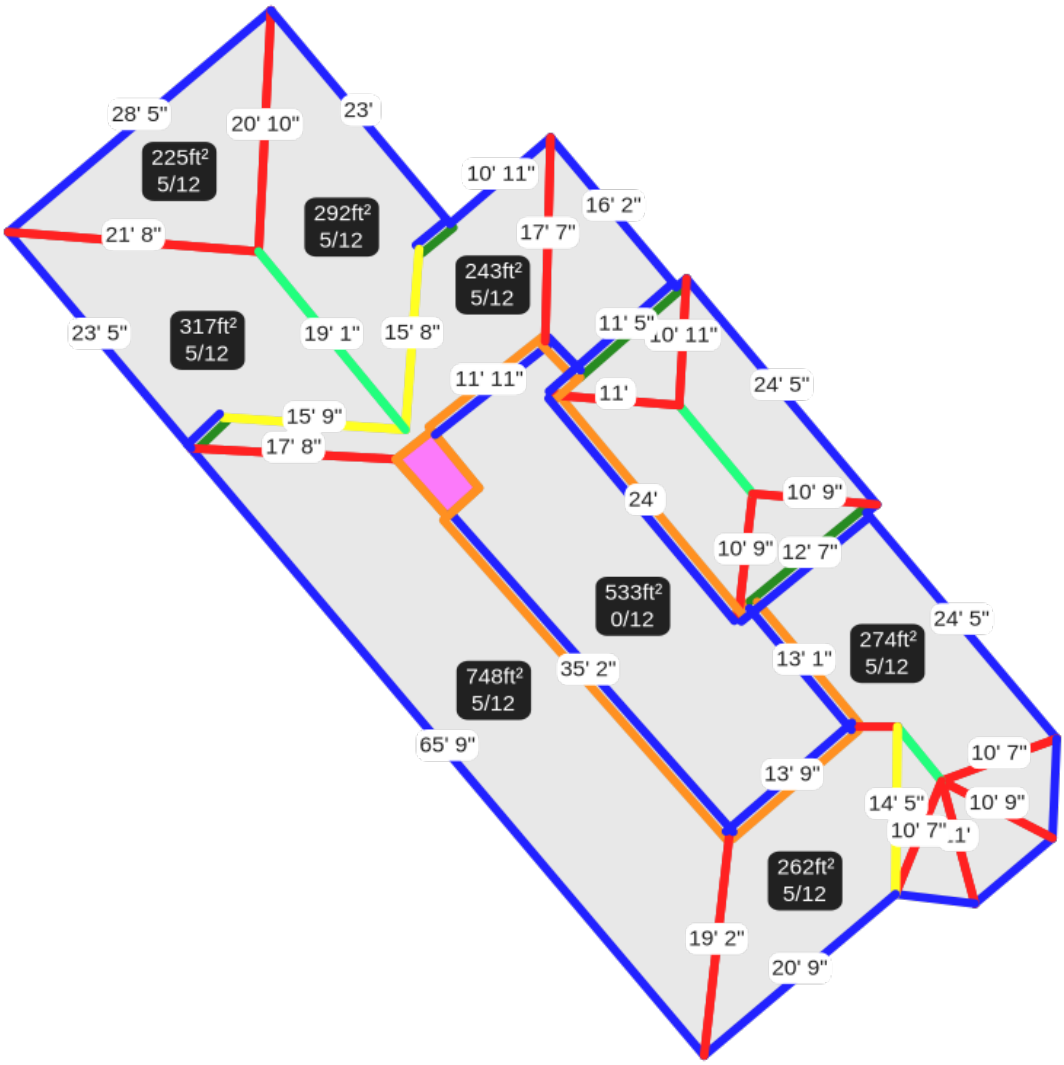

Line Type	Total Length (In.ft)	Line Type	Total Length (In.ft)
Ridge	34.42	Rake	0.00
Hip	186.92	Eave	398.58
Valley	45.83	Apron Flashing	125.75
Penetration	19.83	Step Flashing	31.25

Pitch	Area (SQ)	% of Roof
5/12 (includes 0.5 sq overhang)	30.90	84.13
0/12 (includes 0.5 sq overhang)	5.83	15.87

This report is for estimation purposes only. Please make sure to verify all roof details, obstacles, slopes, dimensions prior to material ordering.

ROOFGRAF

This report was generated by
and subject to Roofgraf's terms of service.
Copyright Roofgraf Inc.

Area Diagram

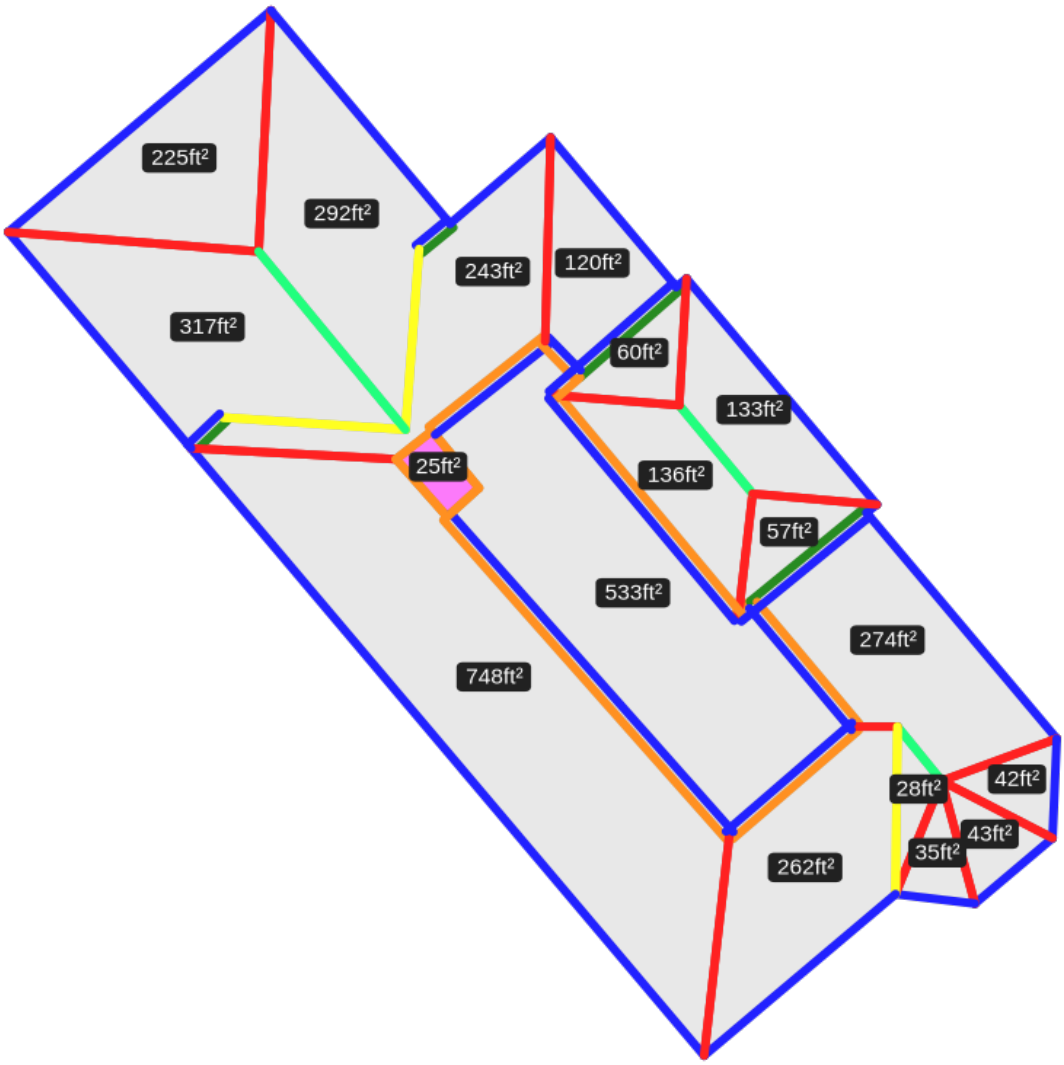

Line Type	Total Length (ln.ft)	Line Type	Total Length (ln.ft)
Ridge	34.42	Rake	0.00
Hip	186.92	Eave	398.58
Valley	45.83	Apron Flashing	125.75
Penetration	19.83	Step Flashing	31.25

Pitch	Area (SQ)	% of Roof
5/12 (includes 0.5 sq overhang)	30.90	84.13
0/12 (includes 0.5 sq overhang)	5.83	15.87

This report is for estimation purposes only. Please make sure to verify all roof details, obstacles, slopes, dimensions prior to material ordering.

ROOFGRAF

This report was generated by
and subject to Roofgraf's terms of service.
Copyright Roofgraf Inc.

Length Diagram

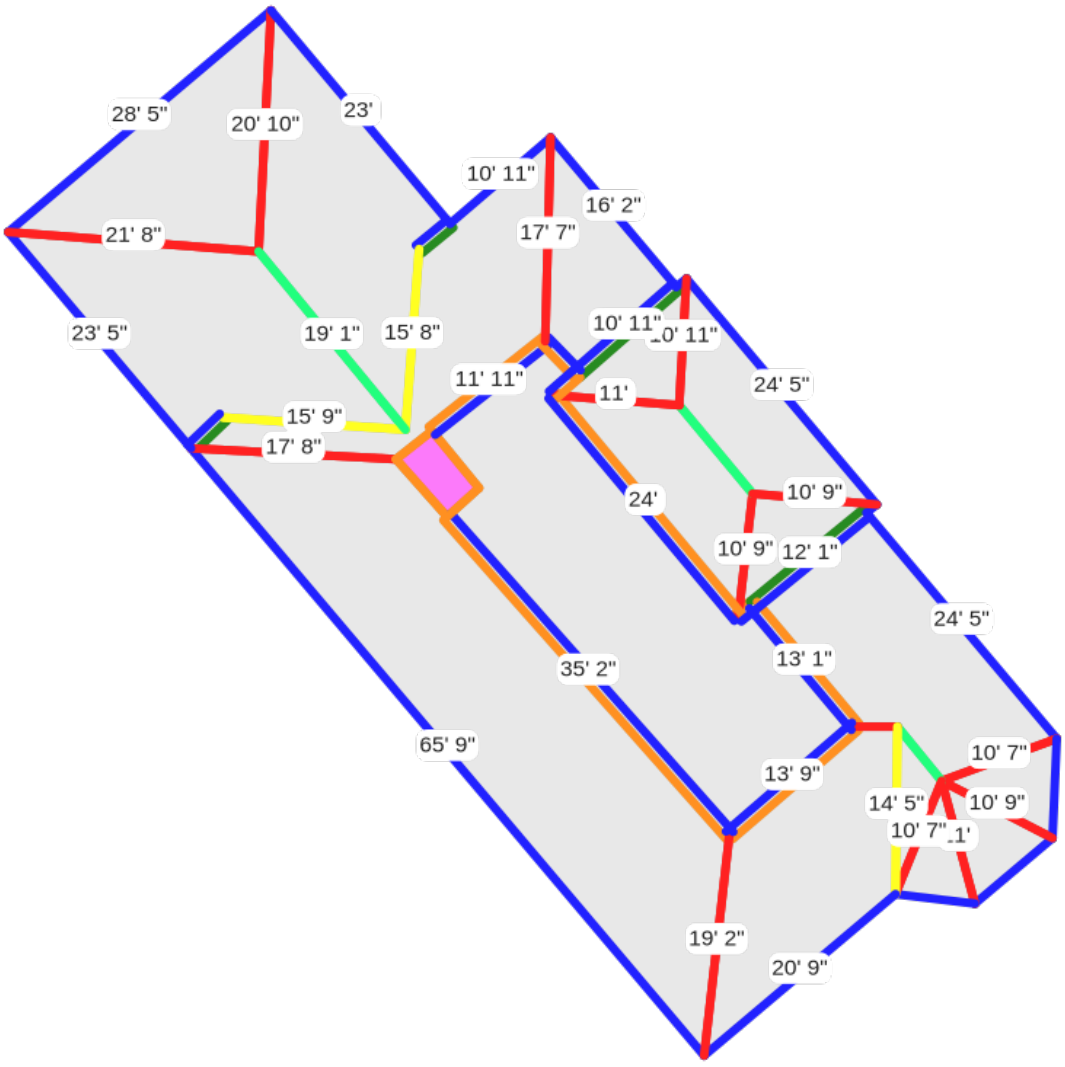

Line Type	Total Length (In.ft)	Line Type	Total Length (In.ft)
Ridge	34.42	Rake	0.00
Hip	186.92	Eave	398.58
Valley	45.83	Apron Flashing	125.75
Penetration	19.83	Step Flashing	31.25

Pitch	Area (SQ)	% of Roof
5/12 (includes 0.5 sq overhang)	30.90	84.13
0/12 (includes 0.5 sq overhang)	5.83	15.87

This report is for estimation purposes only. Please make sure to verify all roof details, obstacles, slopes, dimensions prior to material ordering.

ROOFGRAF

This report was generated by
and subject to Roofgraf's terms of service.
Copyright Roofgraf Inc.

Pitch Diagram

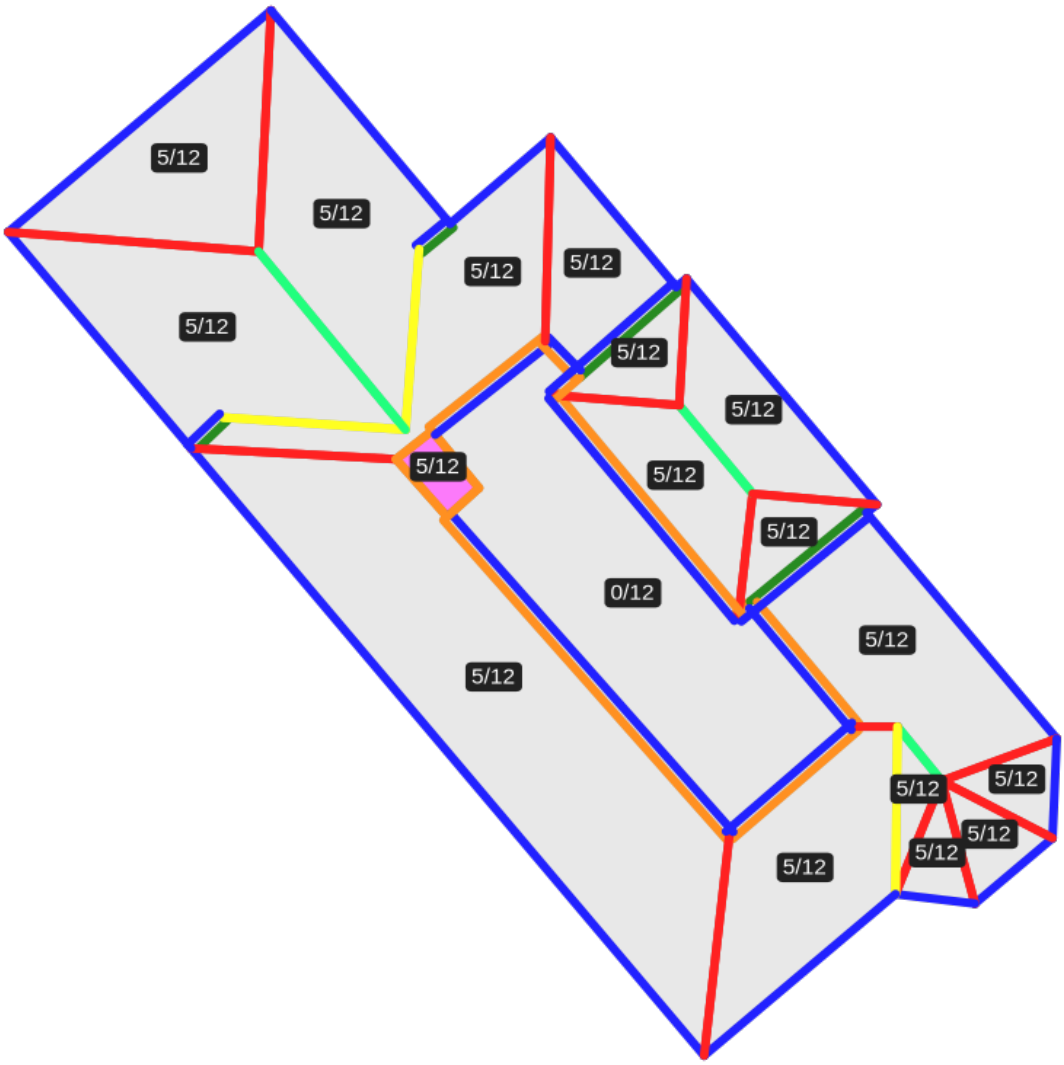

Line Type	Total Length (ln.ft)	Line Type	Total Length (ln.ft)
Ridge	34.42	Rake	0.00
Hip	186.92	Eave	398.58
Valley	45.83	Apron Flashing	125.75
Penetration	19.83	Step Flashing	31.25

Pitch	Area (SQ)	% of Roof
5/12 (includes 0.5 sq overhang)	30.90	84.13
0/12 (includes 0.5 sq overhang)	5.83	15.87

This report is for estimation purposes only. Please make sure to verify all roof details, obstacles, slopes, dimensions prior to material ordering.

ROOFGRAF

This report was generated by
and subject to Roofgraf's terms of service.
Copyright Roofgraf Inc.